



NFC Manager

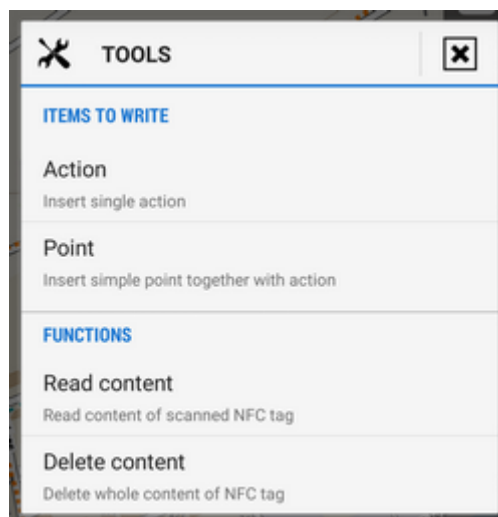
- This feature is available in Locus Map Pro only.

About


NFC has enormous potential in quick transferring of a tiny amount of information. This information is transferred on NFC tags (kind of labels or stickers) and can be displayed or executed by a NFC-equipped mobile device. NFC can transfer both passive and active data. In the first case it can be e.g. a business card, in the second case some action, e.g. turning GPS on or starting track recording. Locus Map offers a set of functions that can be written on a NFC tag.

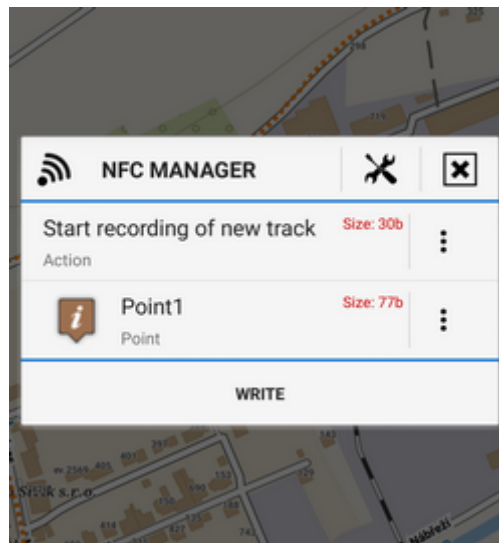
Available Actions

- **GPS** - on/off/toggle
- **Bluetooth GPS** - on/off/toggle
- **Map** - rotate map
- **Track recording** - start/stop and recording profiles
- **Point** - simple creating a new point with a few actions - display, import, guide to and navigate to



Instruction of Use

- Menu > More > NFC Manager
- create a **new definition** by tapping  button
- **items to write** - select from available actions or define a point
- the selected item appears in the manager window, you can add another - NFC can execute **multiple actions**
- put the device on a NFC tag and tap **write**
- the NFC tag is programmed and ready for use. By closing the NFC manager the definitions are deleted.



Locus Map can **read** NFC tags content or **delete** content from NFC tags. Place your device on the NFC tag and select options in the **Functions** part.

From:
<https://docs.locusmap.eu/> - Locus Map - knowledge base

Permanent link:
https://docs.locusmap.eu/doku.php?id=manual:user_guide:tools:nfc&rev=1439893462

Last update: **2015/08/18 12:24**

