

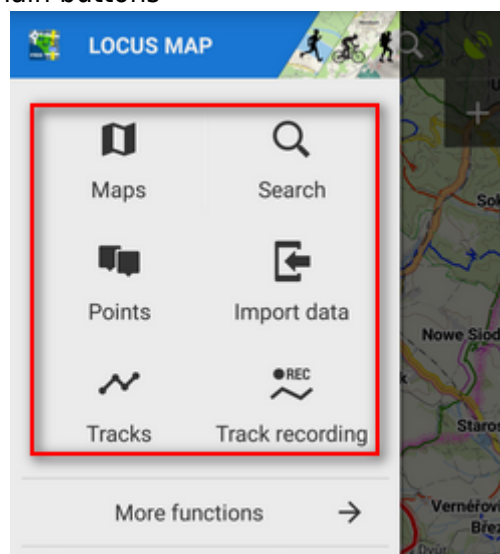


Main Menu and its Settings

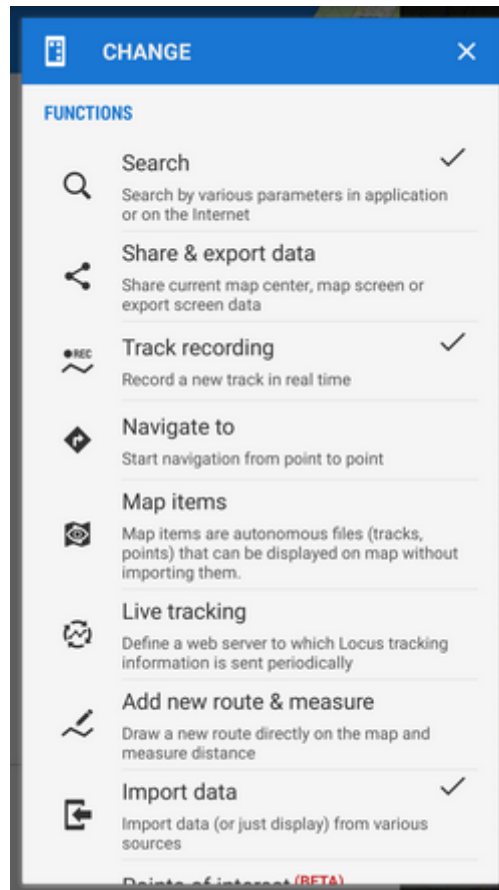
Main Menu

The first six buttons of Locus Map's main menu can be set according to your needs (similarly to the [Functions Panels](#)):

- open the Main menu
- long tap any of the first six main buttons




- select another function from the portfolio and tap it

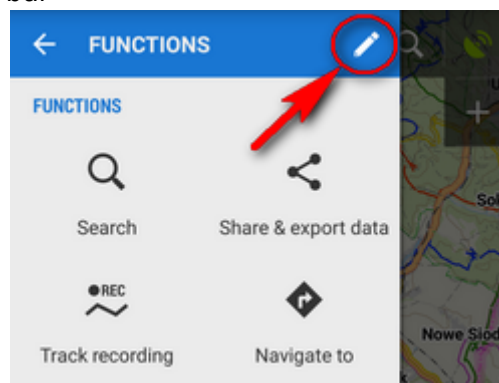


- the button shortcut has been changed

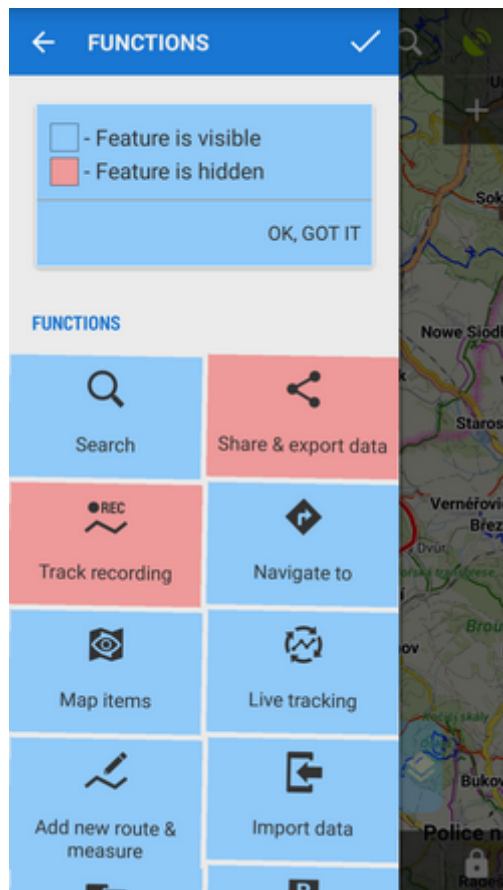
More functions ->

By default, this section contains **all features and functions** Locus Map provides which can be a bit too complex for somebody - it is possible to activate only those buttons of features you are going to use and others deactivate. It's simple:

- tap  button in the upper bar



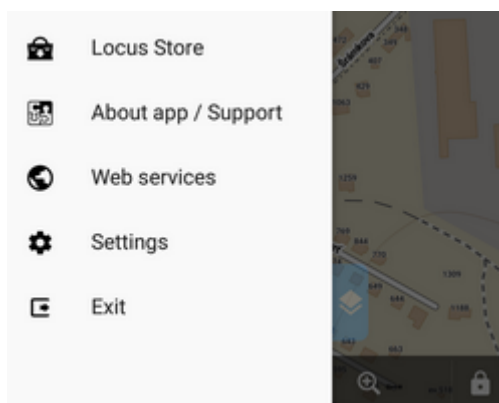
- active buttons are blue - by tapping you can deactivate them - they turn red



- confirm by ✓ button
- the red-highlighted buttons disappeared from the menu > more functions

The settings can be changed any time - turn the red buttons into blue and activate them back.

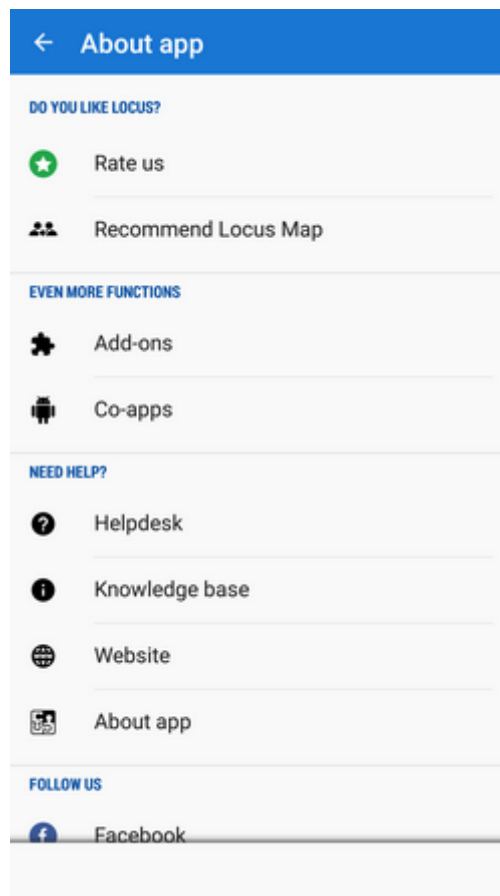
Rest of the menu is not configurable:



Locus Store

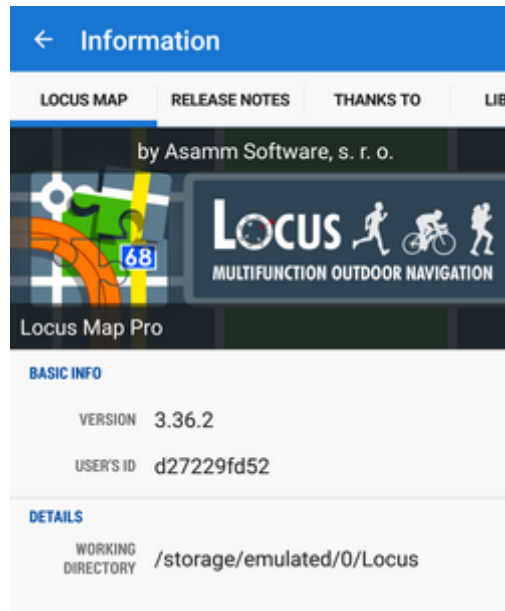
- leads to **Locus Store** where you can download maps, graphics and additional features.

About App/Support



This section sums up all information regarding Locus Map as application. Here you can

- **rate app** on [Google Play](#)
- **recommend app** and [get LoCoins as reward](#) **OBSOLETE and not applicable any longer**
- get to all Locus **add-ons** and **cooperating apps**
- get **help** directly from developers
- get more information at [Locus website](#)
- get info about the **app version, user ID, used working directory, latest release notes** etc.:



- follow us on [Facebook](#), [Google+](#) and [Twitter](#)

Settings

- all [Locus Map settings >>](#)

Exit

- turns Locus Map off. Active only in fullscreen mode.

From:

<https://docs.locusmap.eu/> - Locus Map Classic - knowledge base

Permanent link:

https://docs.locusmap.eu/doku.php?id=manual:user_guide:settings:mainmenu

Last update: **2021/08/16 12:17**

