




Update of one app, the other is not installed

Due to the [recent changes in the Android file system](#), it is necessary to **transfer the app data to the private folder** in /Android/data/ directory after the app update. When only a single app is installed on the device (the other Locus is not installed), the data transfer is simple:

- one app (Locus Map Pro 3.55.x) is installed
- download and install Locus Map Pro 3.56
- during the app initialization, you are notified of the app directory /Locus/ stored in the unsupported part of the internal storage: 
- after accepting it, you can **select the private folder** into which the data will be transferred - either in the **internal storage** or on the **external SD card**
- you can also [merge data from your custom-defined subdirectories](#): 
- Locus **smoothly transfers all the original data into its private folder**
- the **process may take a few minutes** depending on the size of your data
- after the **app restarts**, all is done and working as before

What if I refuse?

- you can go on using the app as before
- but you are notified of the app data transfer at **each next start of the app**
- you can **move the original data any time** also from the app **main menu**: 

or from *settings > miscellaneous > default directory*.

From:

<http://docs.locusmap.eu/> - Locus Map Classic - knowledge base

Permanent link:

http://docs.locusmap.eu/doku.php?id=manual:faq:single_update

Last update: **2022/01/05 13:30**

