



How to place a point of interest on the map?

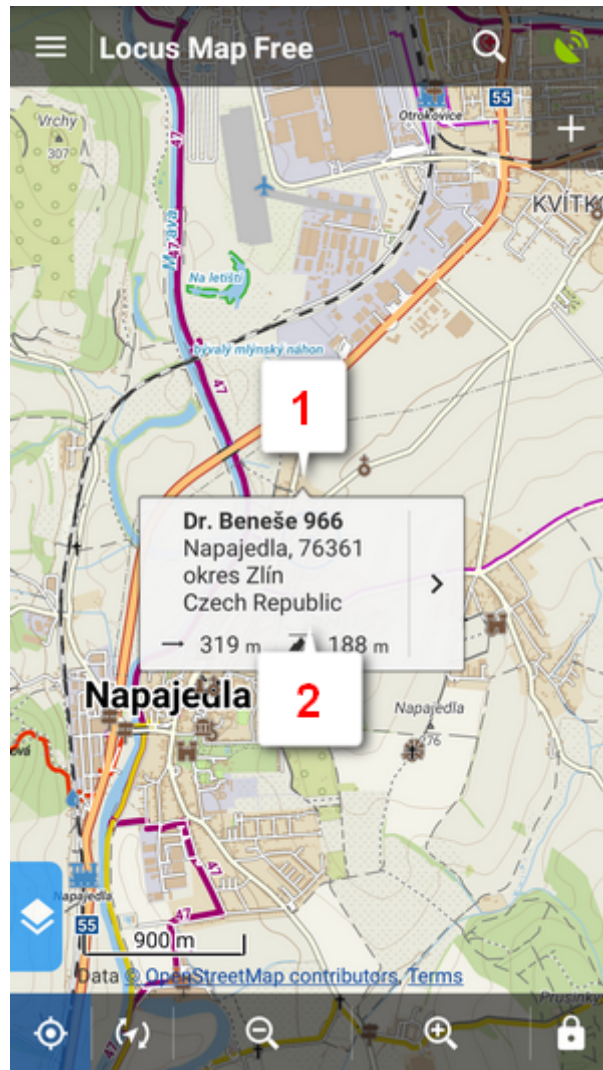
BTW, what is a point of interest, a.k.a. POI?




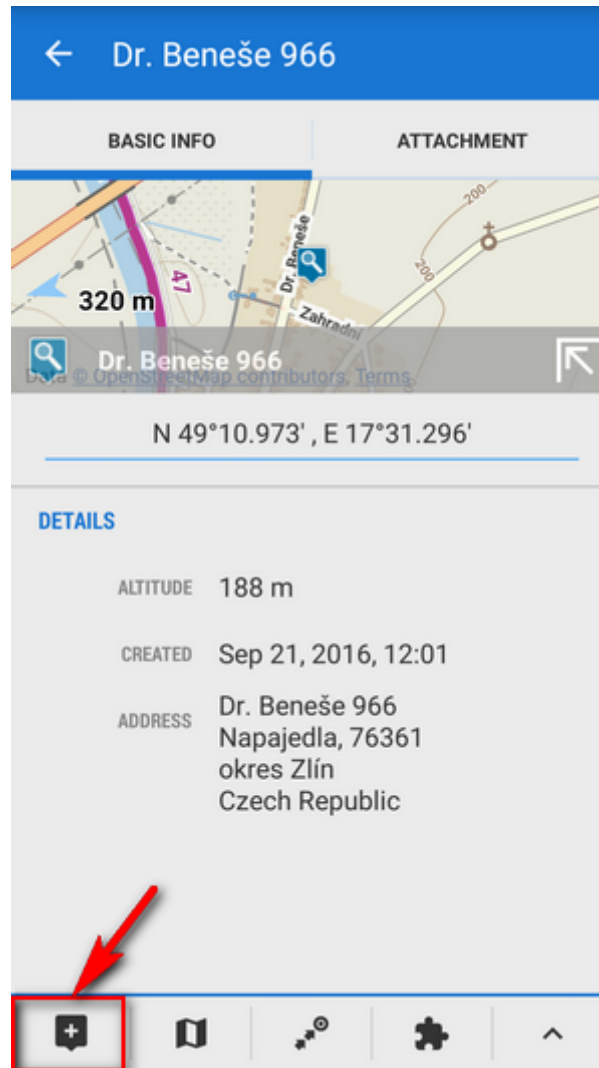
POIs are places on the map that carry some more information you are interested in. **Just tap them.** Usually they describe things like **monuments, theaters, museums, pubs, hotels** etc.

Locus Map allows you to place **your own POI** to mark anything you like on your trip, to show your friends your address on holidays or to let yourself navigate to it. It's simple:

- **1.** touch the screen on the place you'd like to save and hold a sec. A small frame with address appears. **2.** tap it once more to open the POI detail window.



- tap  in the left lower corner.



- edit name of your point or just leave what is in the place of name and tap **Save**.

Edit

✓ SAVE⋮

BASIC INFOATTACHMENT

ICON & NAME

i

Dr. Beneše 966 *

FOLDER

i

various *

0 / 31

LOCATION

N 49°10.973' , E 17°31.296' *

⊙

DESCRIPTION

Description *

ELEVATION

188.087 *

m

GET

ADDRESS

STREET

Dr. Beneše 966 *

*

CITY

*all these items can be edited

POIs are listed in the  Points manager.



← Data⋮

POINTS

TRACKS

ITEMS

<div><div>👤</div><div>caches</div></div>	0 / 409	⋮
<div><div>🏰</div><div>castles</div></div>	0 / 8	⋮
<div><div>📷</div><div>photos</div></div>	0 / 10	⋮
<div><div>i</div><div>various</div></div>	0 / 31	⋮



More about **Points** in Locus Map can be found [here >>](#)

From:

<https://docs.locusmap.eu/> - **Locus Map Classic - knowledge base**

Permanent link:

<https://docs.locusmap.eu/doku.php?id=manual:basics:poisplace&rev=1474454288>

Last update: **2016/09/21 12:38**

