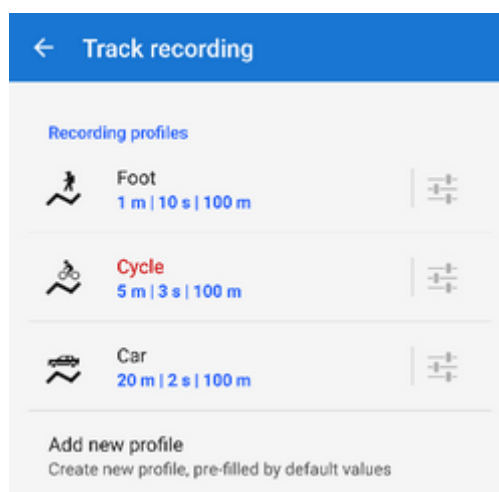






Track Recording Settings

- Menu > Settings > Track recording

Recording profiles



- **Foot** - pre-defined profile. Frequency of trackpoints: 1m and 10sec. GPS accuracy: 100m. Tap  to [edit the profile](#).
- **Cycle** - pre-defined profile. Frequency of trackpoints: 10m or 5sec. GPS accuracy: 100m. Tap  to [edit the profile](#).
- **Add new profile** - available only for Locus Map Pro users. Allows to [define a completely new profile](#) based on default values.



[More about creating and editing recording profiles here >>](#)

Global

- **Personal information** - available only for Locus Map Pro users - settings necessary for calculation of your **energy consumption** during activities - sex, age, height and weight
- **Style of track recording panel** - selection between full-featured, dashboard-like sliding side panel or simple compact bottom panel

- **Automatic start** - available only for Locus Map Pro users - starts track recording automatically after each Locus Map startup. Useful for thorough mapping of your training but demanding a lot of data space.
- **Training manager** - limited use in Locus Map Free - turns Locus Map into a full-scale sport-tracker. This opens a list of [available audio schemes and their settings >>](#)

Side panel

- **Auto-hide side panel** - hides side sliding panel automatically after start/stop of recording to free screen space for map
- **Number of track monitoring items** - defines number of visible track monitoring items in a grid on the panel
- **Start with countdown** - starts track recording with a pre-defined countdown from 5 to 30 seconds

From:
<https://docs.locusmap.eu/> - Locus Map Classic - knowledge base

Permanent link:
https://docs.locusmap.eu/doku.php?id=manual:user_guide:tracks:recording:settings&rev=1473859675

Last update: 2016/09/14 15:27

