



# Quick New Point

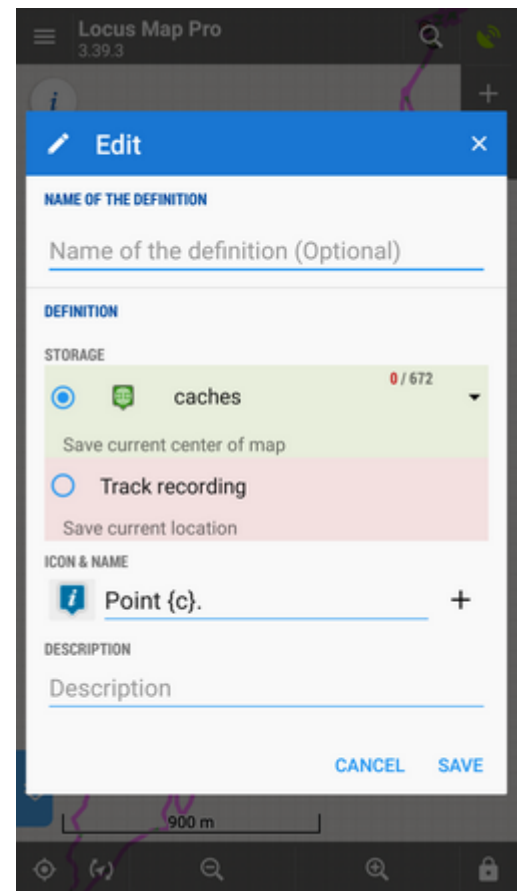
This function is available in Locus Map Pro only


## About

Quick new point is designed for situations when you need to add more similar points at once or repeatedly during a time period.

## Create a new point definition

Before adding a quick point it is necessary to define it - point definition enables easy sorting points into logical groups:



- **Menu > More > Quick new point >  button**
- **Name of the definition** - optional, can be left empty
- **Storage** - either a *point folder* - can be used already existing or created a new one - or the

quick point can be saved as a part of *track recording*

- **Icon & Name** - points can have its designated icon (otherwise they will inherit the folder icon).

The name can include special parameters (tap **+** button):

- *name {c}* - inserts a counter of points in folder
- *name {c1}* - inserts any increasing number
- *name {t}* - inserts a time stamp
- *name {text}* - enables inserting editable text before saving

- **Description** - optional description of point

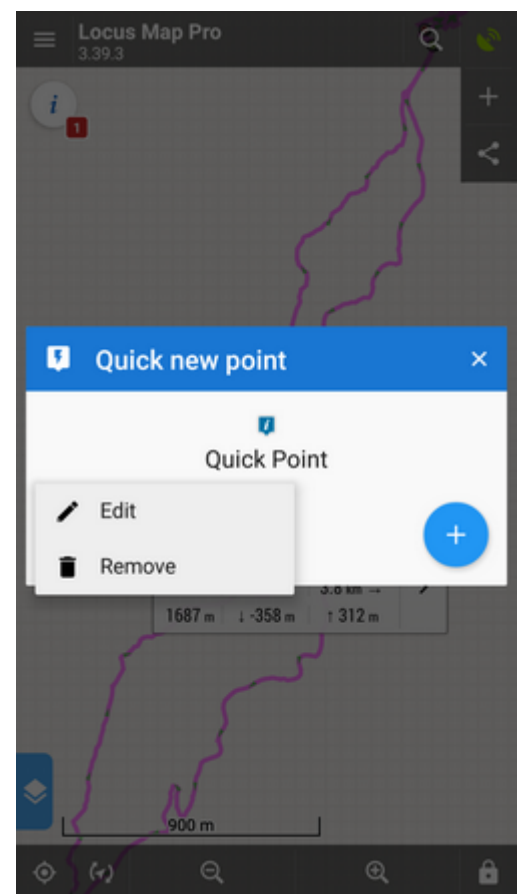
## Adding a new quickpoint

- Center your position or shift the map screen center cross to the position where you want to place the point.
- Call Quick new point function - *Menu > More > Quick new point* and tap on a previously created point definition

It is very handy to place the Quick new point button into the **function panel** >>

## Organizing definitions

It is possible to edit, move or delete quick point definitions:



- Long-tap the definition icon and select from popup menu of actions

From:  
<https://docs.locusmap.eu/> - **Locus Map Classic - knowledge base**

Permanent link:  
[https://docs.locusmap.eu/doku.php?id=manual:user\\_guide:points:quick\\_add&rev=1428916582](https://docs.locusmap.eu/doku.php?id=manual:user_guide:points:quick_add&rev=1428916582)

Last update: **2015/04/13 11:16**

