



Store Full of Maps, Routes, POIs, Features and Graphics

 **Fix Me!** IN RECONSTRUCTION  **Fix Me!**

Locus Store is the place where you can get **content for Locus Map**. Content is provided either by us, **Asamm Software**, or by our partners - **map providers, guides or developers**. There are five main categories:

- **Maps**
- **Routes**
- **Points of Interest**
- **Features**
- **Graphics**

Some products in Locus Store are available for **FREE**, some are **paid**. All purchases in Locus Store are paid by our internal virtual currency - **LoCoins**. This currency can be bought in your **Locus Store User Profile** and the transaction is processed via **Google Play Store** or **Amazon**.

How do I get there?

Locus Main Menu

This way you get to the general Store screen where you can select among all products:



Map manager - online tab

This way you get directly to the selection of [online maps](#):



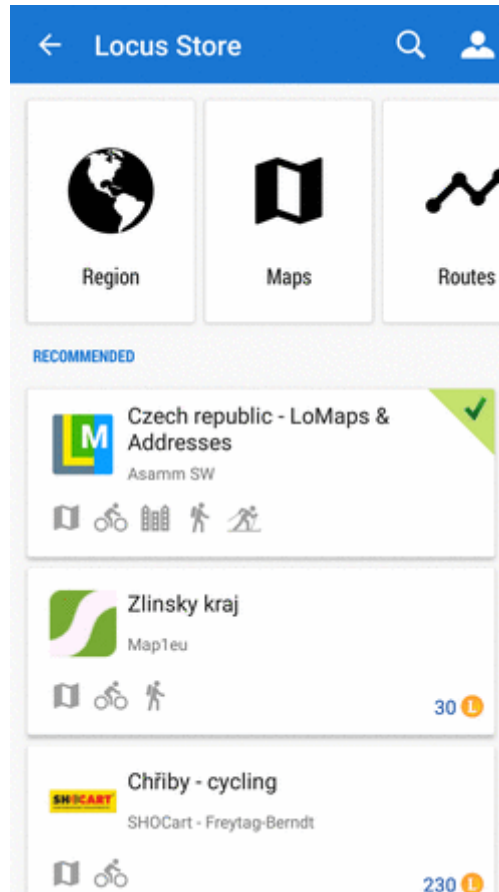
Map manager - offline tab

This way you get directly to the selection of [offline maps](#):



How to shop in the Store?

1. Get LoCoins

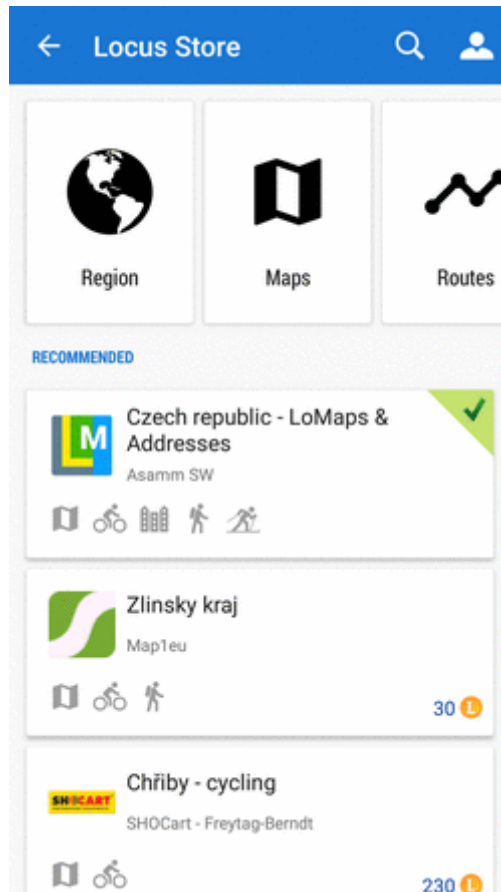


[More details about LoCoins >>](#)

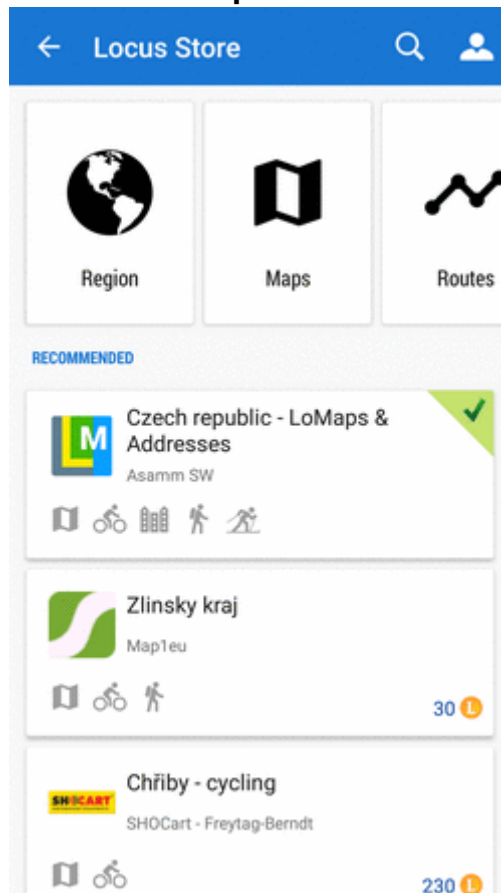
2. Find what you need

Browse

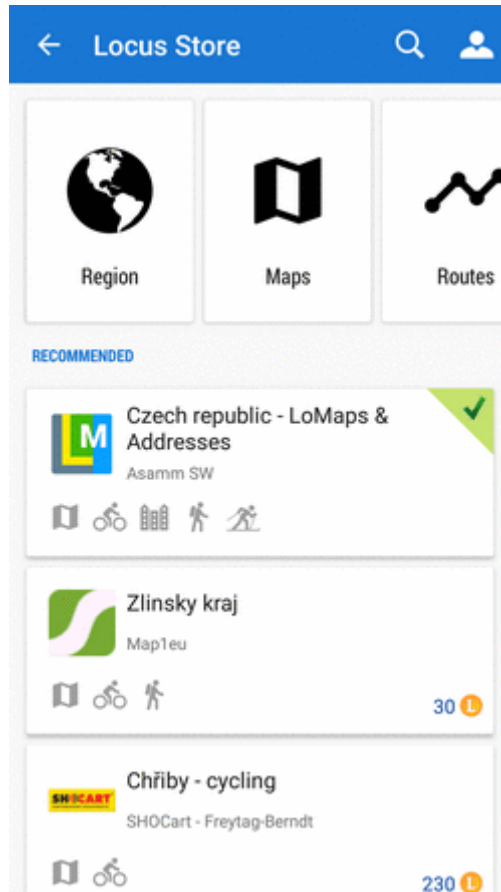
- you can browse **regions**



- you can browse products on an **overview map**



- you can browse **product lines or providers**



- you can browse **features**
- you can browse **graphics**

...TO BE CONTINUED...

From: <https://docs.locusmap.eu/> - Locus Map Classic - knowledge base

Permanent link: https://docs.locusmap.eu/doku.php?id=manual:user_guide:locus_store:about&rev=1518708213

Last update: 2018/02/15 15:23

