



# Point alert

Available in Locus Map Pro only

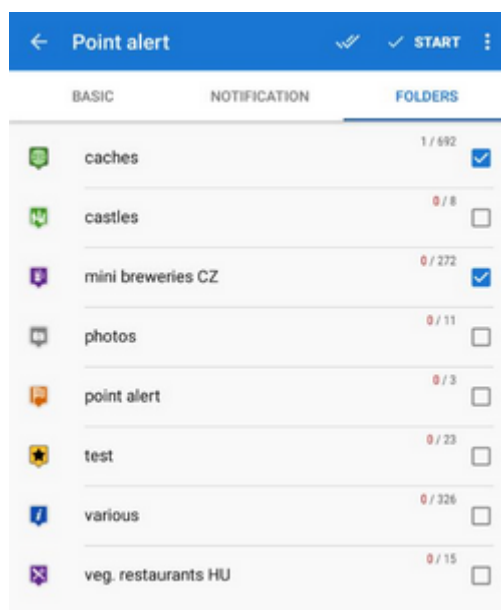
## What is it for?

This feature **notifies** you (with beeping, a custom sound, vibration or a voice phrase) when a point from a selected group is **nearby** (in the defined distance). Thanks to it, you don't have to check on the map all the time for geocaches near your hiking route, for example.

## How to set it up?

### 1. Select points

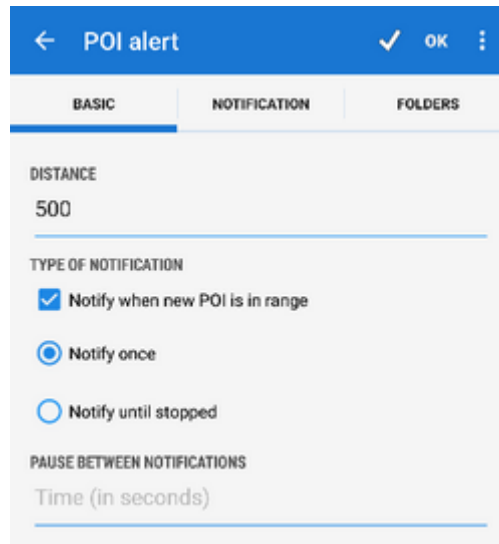
- open **Folders** tab:



- check the **folder with points** you want to be **notified of**

## 2. Set distance and alarm frequency

- open **Basic** tab:

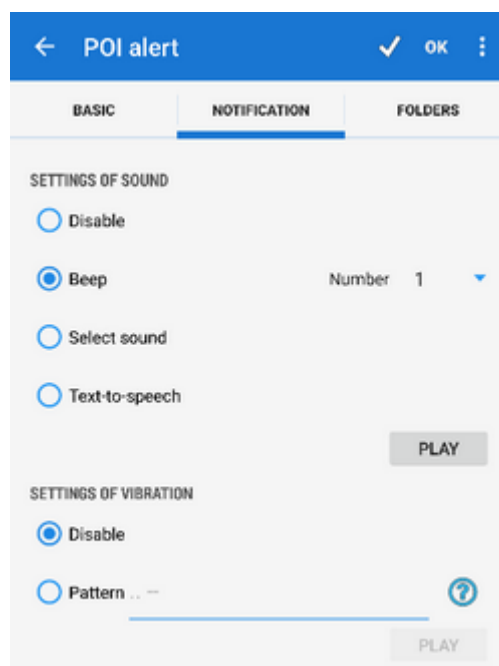


The screenshot shows the 'POI alert' settings screen with the 'BASIC' tab selected. The 'DISTANCE' is set to 500. Under 'TYPE OF NOTIFICATION', the option 'Notify when new POI is in range' is checked. Below it, 'Notify once' is selected with a radio button, while 'Notify until stopped' is unselected. At the bottom, there is a field for 'PAUSE BETWEEN NOTIFICATIONS' with the unit 'Time (in seconds)'.

- **Distance** - set how far from the selected point Locus starts the alert
- **Notify when point is in range** - check to switch sound/vibration notifications on/off (visual notification on map stays on)
- **Notify once** - the alert goes on only once
- **Notify until stopped** - notification repeats in defined interval until stopped manually (red STOP button on screen) or when you're out of the alert distance.

## 3. Set type of notification

- open **Notification** tab:



The screenshot shows the 'POI alert' settings screen with the 'NOTIFICATION' tab selected. Under 'SETTINGS OF SOUND', 'Beep' is selected with a radio button, and the 'Number' is set to 1. There are also options for 'Disable', 'Select sound', and 'Text-to-speech'. A 'PLAY' button is visible. Under 'SETTINGS OF VIBRATION', 'Disable' is selected with a radio button, and there is an option for 'Pattern' with a question mark icon. Another 'PLAY' button is visible at the bottom.

## Settings of sound

- **Disable** - all sounds are disabled, only screen and vibration alert work
  - **Beep** - select number of beeps (1-10)
  - **Select sound** - select any sound stored in your device memory
  - **Text-to-speech** - enables voice prompts notifying of the name, distance, and direction of the point
- Tap **Play** to check your sound settings.

## Settings of vibration

Visible only when the vibrator is present (mainly in mobile phones)

- **Disable** - the device does not vibrate on notifications
  - **Pattern** - set notification vibrating pattern, using three symbols: '.' for 200 milliseconds vibrations, '-' for 500 milliseconds vibrations and ' ' (space) for 500 milliseconds of silence.
- Tap **Play** to check your vibration settings.

## 4. Tap START in the topbar

Point alert does not notify of [LoPoints](#).

From:  
<https://docs.locusmap.eu/> - Locus Map Classic - knowledge base

Permanent link:  
[https://docs.locusmap.eu/doku.php?id=manual:user\\_guide:functions:poi\\_alert&rev=1581074430](https://docs.locusmap.eu/doku.php?id=manual:user_guide:functions:poi_alert&rev=1581074430)

Last update: 2020/02/07 11:20

