



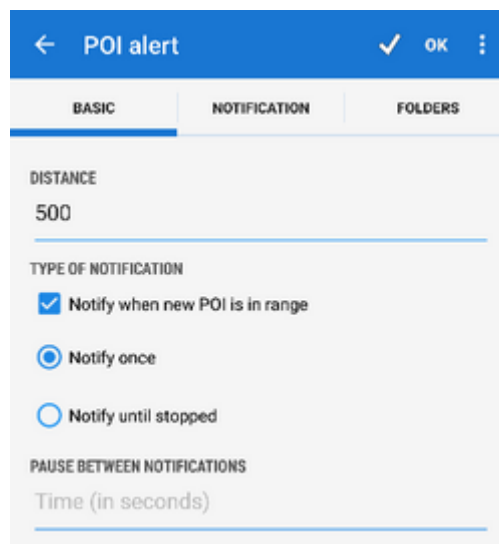
# Point alert

This feature is available in Locus Map Pro only

## About

Menu > More functions > Point alert This feature enables you to be alerted whenever a point of your interest comes near you. Just put your phone in your pocket and enjoy the landscape without all-time staring in the map.

## Point alert dialog



The dialog window is divided into three tabs:

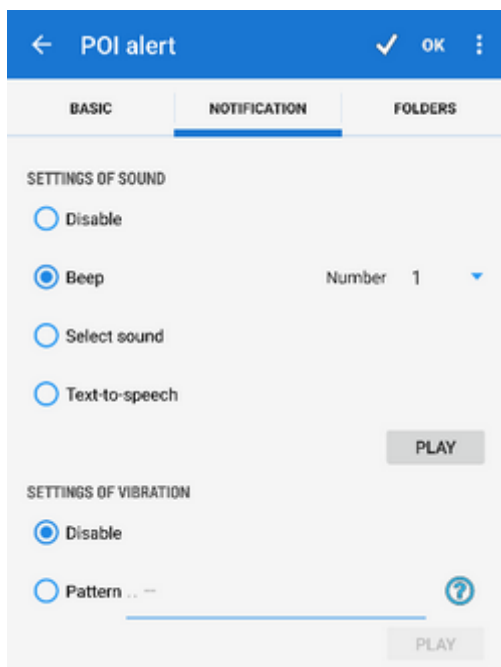
### Basic tab

- **Distance** - sets the distance in meters from a defined point to trigger the alert
- **Type of notification** - check to switch sound/vibration notifications on/off (visual notification on map stays on) and select between two types:
  - *Notify once* - the alert goes on only once
  - *Notify until stopped* - notification repeats in defined intervals until abolished manually

(press STOP on screen) or out of predefined distance from the POI.

- **Pause between notifications** - relevant for “notify until stopped” - sets the interval in seconds

## Notification tab



### Settings of sound

- *Disable* - all sounds are disabled, notification is made by the device screen and vibrator only
- *Beep* - notification by a beeping sound. It is possible to set number of beeps (1-10)
- *Choose sound* - select any sound stored in your device memory
- *Text-to-speech* - enables voice notifications rendered from predefined text commands


Tap **Play** to check your sound settings.

- **Settings of vibration** - visible only when the device is equipped by a vibrator (mainly mobile phones)
  - *Disable* - the device does not vibrate on notifications
  - *Pattern* - sets notification vibrating pattern, using three symbols: '!' for 200 milliseconds vibration, '!' for 500 milliseconds vibration and ' ' (space) for 500 milliseconds of silence.

Tap **Play** to check your vibration settings.

## Folders tab

This tab specifies which points you will be notified of. Displays all folders from your Data manager Points tab:

- **topbar** - contains  button to select all folders in the points tab
- **list of folders** - check/uncheck folders on which you will be alerted

## Instructions of use

- Make necessary settings and tap ✓ OK button in topbar



When the point alert function is on an icon in the system topbar indicates its activity and the information on the set distance.

- if you select *Notify once* method, you will be notified only once of the selected point. The feature remains active.
- if you select *Notify until stopped* the notification will repeat in time intervals until you stop it manually tapping the STOP button on your screen. The function remains active
- POI alert not only **makes sound and vibration alert** but also **highlights affected points** to distinguish easily which points you are alerted of
- to stop or edit point alert function, go to *Menu > More functions > point alert* again and select *Cancel* or *Edit*.

Point alert does not notify of [LoPoints](#).

From:  
<https://docs.locusmap.eu/> - Locus Map Classic - knowledge base

Permanent link:  
[https://docs.locusmap.eu/doku.php?id=manual:user\\_guide:functions:poi\\_alert&rev=1575474482](https://docs.locusmap.eu/doku.php?id=manual:user_guide:functions:poi_alert&rev=1575474482)

Last update: 2019/12/04 15:48

