



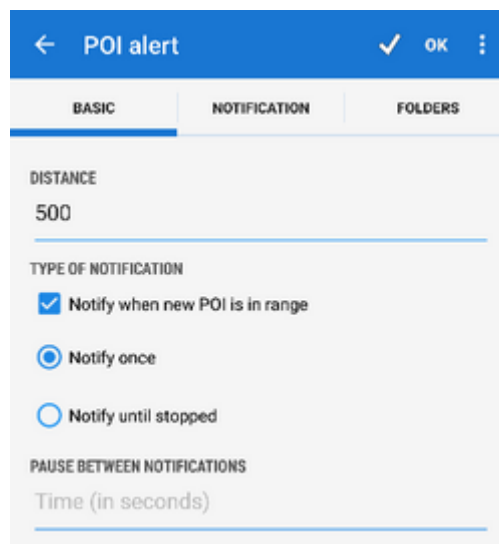
POI alert

This feature is available in Locus Map Pro only

About

Menu > More functions > POI Alert This feature enables you to be alerted whenever a point of your interest comes near you. Just put your phone in your pocket and enjoy the landscape without all-time staring in the map.

POI Alert Dialog



The dialog window is divided into three tabs:

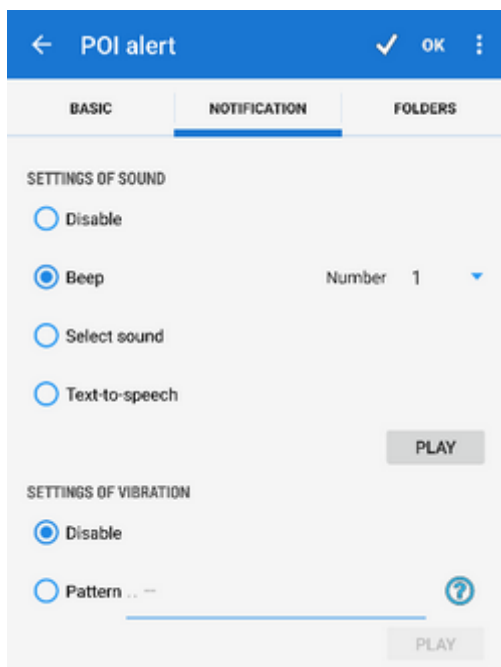
Basic tab

- **Distance** - sets the distance in meters from a defined POI to trigger the alert
- **Type of notification** - check to switch sound/vibration notifications on/off (visual notification on map stays on) and select between two types:
 - *Notify once* - the alert goes on only once
 - *Notify until stopped* - notification repeats in defined intervals until abolished manually

(press STOP on screen) or out of predefined distance from the POI.

- **Pause between notifications** - relevant for “notify until stopped” - sets the interval in seconds

Notification tab



Settings of sound

- *Disable* - all sounds are disabled, notification is made by the device screen and vibrator only
- *Beep* - notification by a beeping sound. It is possible to set number of beeps (1-10)
- *Choose sound* - select any sound stored in your device memory
- *Text-to-speech* - enables voice notifications rendered from predefined text commands


Tap **Play** to check your sound settings.

- **Settings of vibration** - visible only when the device is equipped by a vibrator (mainly mobile phones)
 - *Disable* - the device does not vibrate on notifications
 - *Pattern* - sets notification vibrating pattern, using three symbols: '!' for 200 milliseconds vibration, '!' for 500 milliseconds vibration and ' ' (space) for 500 milliseconds of silence.


Tap **Play** to check your vibration settings.

Folders tab

This tab specifies which POIs you will be notified of. Displays all folders from your Data manager Points tab:

- **topbar** - contains  button to select all folders in the points tab
- **list of folders** - check/uncheck folders on which you will be alerted

Instructions of use

- Make necessary settings and tap  OK button in topbar



When the POI alert function is on an icon in the system topbar indicates its activity and the information on the set distance.

- if you select *Notify once* method, you will be notified only once of the selected point. The feature remains active.
- if you select *Notify until stopped* the notification will repeat in time intervals until you stop it manually tapping the STOP button on your screen. The function remains active
- POI alert not only **makes sound and vibration alert** but also **highlights affected points** to distinguish easily which points you are alerted of
- to stop or edit POI alert function, go to *Menu > More functions > POI alert* again and select *Cancel* or *Edit*.

POI alert does not notify of [LoMaps POI](#).

From:
<https://docs.locusmap.eu/> - Locus Map Classic - knowledge base

Permanent link:
https://docs.locusmap.eu/doku.php?id=manual:user_guide:functions:poi_alert&rev=1446819769

Last update: 2015/11/06 14:22

