

How to navigate offline?

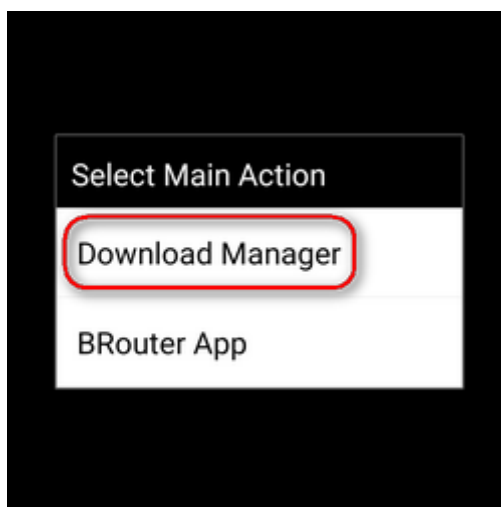
Offline navigation is essential for any outdoor traveling. Bad or even no data signal in mountainous, rural or otherwise deserted areas makes online navigation useless. Locus Map in default settings offers navigation with the help of implemented online services. Firstly it is **GraphHopper** online navigation service followed by **YOURS**.

BRouter

If you want offline navigation, you have to install **cooperating routing app BRouter**, available at [Google Play Store >>](#). Locus Map identifies it in the system and adds it automatically to the routing services portfolio.

Setup

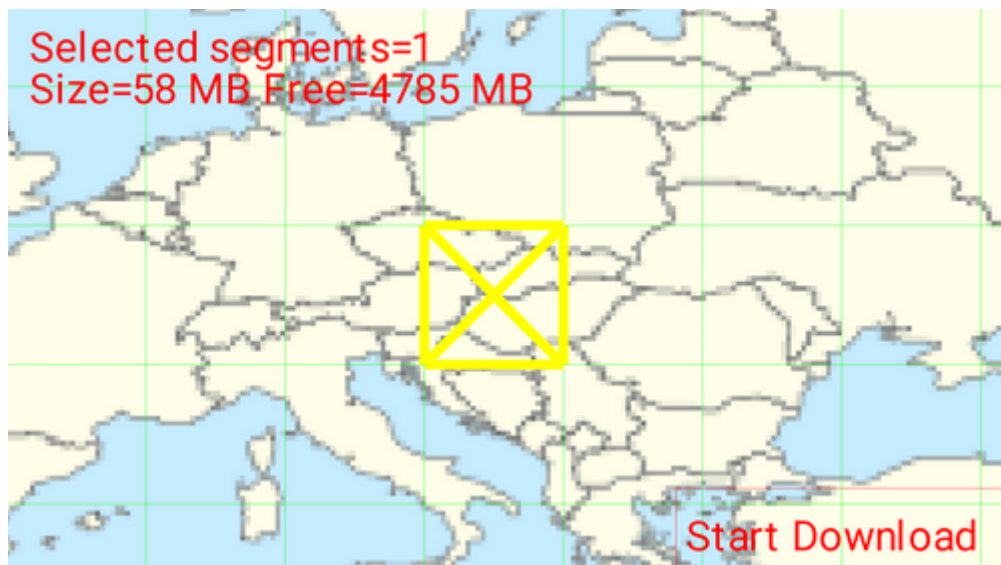
- after installation, launch BRouter



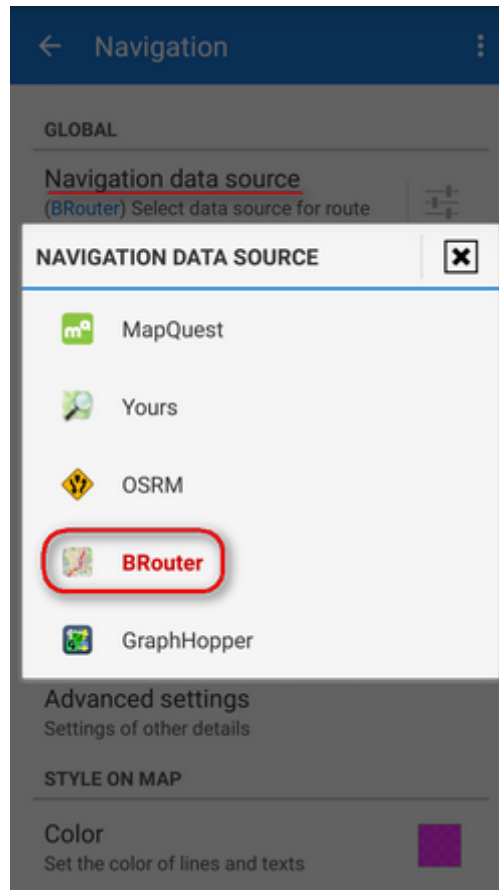
- select Download manager



- zoom in and select the area you need for offline routing



- set BRouter as default navigation data source in Locus *menu* > *settings* > *navigation* > *navigation data source*



- then start navigation as usual by  **Navigate to** function and **you will be navigated offline.**



BRouter remains set as default also for engine-routing-assisted drawing in [Add a new route function](#)

Advanced options

Although BRouter user interface looks quite simple, the app offers quite a lot of various settings, creating custom navigation profiles etc. A rich source of info and tips is this [wiki-blog >>](#). BRouter provides also a [web app](#), enabling route planning on a big PC screen and consequent export to GPX file and then to Locus Map.

GraphHopper

An alternative to BRouter is routing software **GraphHopper**. An unofficial Locus GraphHopper add-on is still in development but is free to use. It is not available at Google Play yet – all necessary links and relevant information gather in [this forum thread >>](#).

Last
update: manual:faq:how_to_navigate_offline https://docs.locusmap.eu/doku.php?id=manual:faq:how_to_navigate_offline&rev=1602152665
2020/10/08 12:24

From:
<https://docs.locusmap.eu/> - **Locus Map Classic - knowledge base**

Permanent link:
https://docs.locusmap.eu/doku.php?id=manual:faq:how_to_navigate_offline&rev=1602152665

Last update: **2020/10/08 12:24**

