



How to place a point of interest on the map?

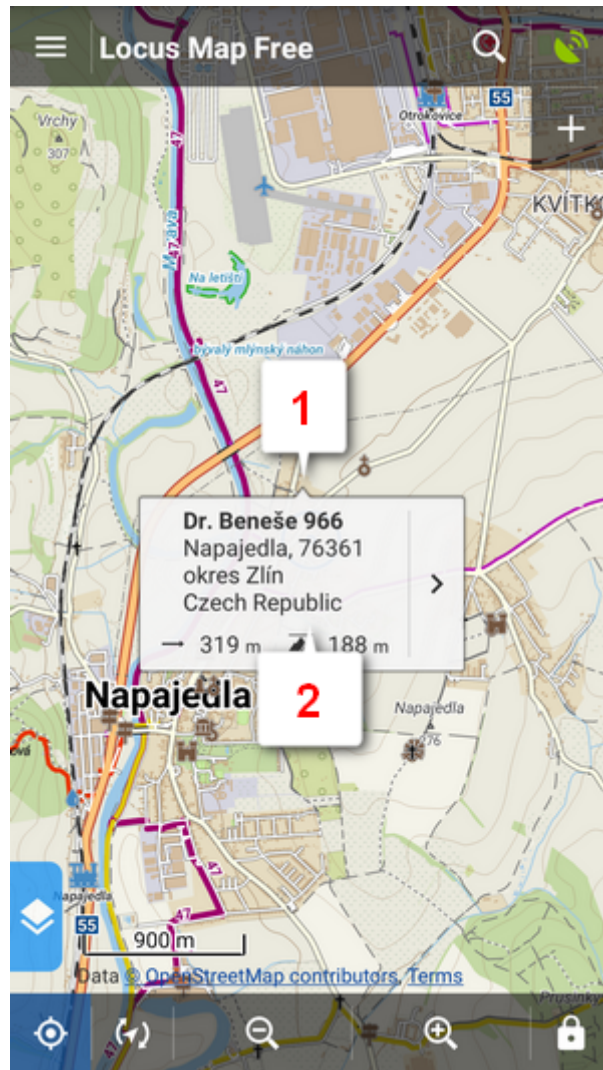
BTW, what is a point of interest, a.k.a. POI?




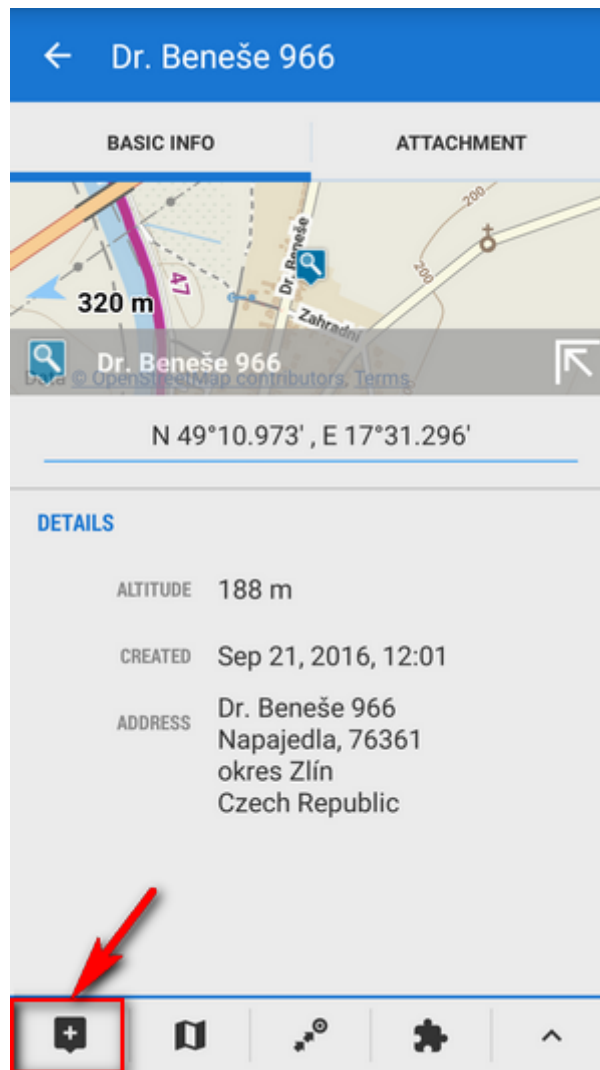
POIs are places on the map that carry some more information you are interested in. **Just tap them.** Usually they describe things like **monuments, theaters, museums, pubs, hotels** etc.

Locus Map allows you to place **your own POI** to mark anything you like on your trip, to show your friends your address on holidays or to let yourself navigate to it. It's simple:

- touch the screen on the place you'd like to save and hold a sec. A small frame with address appears. Tap it once more to open the POI detail window.



- tap  in the left lower corner.



- edit name of your point or just leave what is in the place of name and tap **Save**.

Edit

✓ SAVE⋮

BASIC INFOATTACHMENT

ICON & NAME

i

Dr. Beneše 966 *

FOLDER

i

various *

0 / 31

LOCATION

N 49°10.973' , E 17°31.296' *

⊙

DESCRIPTION

Description *

ELEVATION


188.087 *mGET

ADDRESS





STREET

Dr. Beneše 966 *

CITY

POIs are listed in the  Data manager Points tab right next to your tracks.

← Data⋮

POINTS	TRACKS	ITEMS
<div><div></div><div>caches</div><div>0 / 409</div><div>⋮</div></div>		
<div><div></div><div>castles</div><div>0 / 8</div><div>⋮</div></div>		
<div><div></div><div>photos</div><div>0 / 10</div><div>⋮</div></div>		
<div><div></div><div>various</div><div>0 / 31</div><div>⋮</div></div>		



More about **Points** in Locus Map can be found [here >>](#)

From:

<https://docs.locusmap.eu/> - **Locus Map Classic - knowledge base**

Permanent link:

<https://docs.locusmap.eu/doku.php?id=manual:basics:poisplace&rev=1439977537>

Last update: **2015/08/19 11:45**

