








Track Recording

About

Recording tracks in Locus Map is one of the core functions. Technically it is continuous saving of a chain of trackpoints - places that are marked by unique GPS coordinates - which are sort of breadcrumbs that user leaves behind when moving. The density of trackpoints/breadcrumbs can be pre-defined in [recording profiles](#) and varies according to used activity - walk, run, biking or driving by car. The faster is the activity, the less dense are trackpoints and the longer is the supposed traveled distance.

Tracks recordings are saved, stored in folder, can be sorted, filtered or edited later as can be seen in [Track Management chapter >>](#). The track can be turned into a route to [navigate](#) you or just [guide along](#) its line.

Basic instructions of use

- **turn GPS on** - make sure your GPS is working and is fixed (the GPS icon is green)
- center your map screen on **your current position**
- launch the [track recording panel](#)
 - Menu > More > Track recording
 - Data Manager > Add New Item > Track recording
 - set the *track-recording button* in the *Function panel* for quick launch - **recommended!**
- tap  **Start** button at the bottom - track recording begins
- tap  **Pause** button to pause recording
- tap  **Add point** to add a waypoint to the track - it can be just text, photo, audio, or video.
- tap  **Stop** to stop track recording
- enter **track name** or leave the time stamp - select **folder** to save the track to or make a new one, set the track line **color and width** if you want to differ it from the default folder setting and tap **Save**. If you want to discard the recording, choose delete from the  menu above.



Track Recording Panel and Settings

- [Track Recording Panel >>](#)
- [Track Recording Settings >>](#)
- [Recording Profiles Settings >>](#)

From:
<http://docs.locusmap.eu/> - Locus Map Classic - knowledge base

Permanent link:
http://docs.locusmap.eu/doku.php?id=manual:user_guide:tracks:recording&rev=1433455086

Last update: **2015/06/04 23:58**

