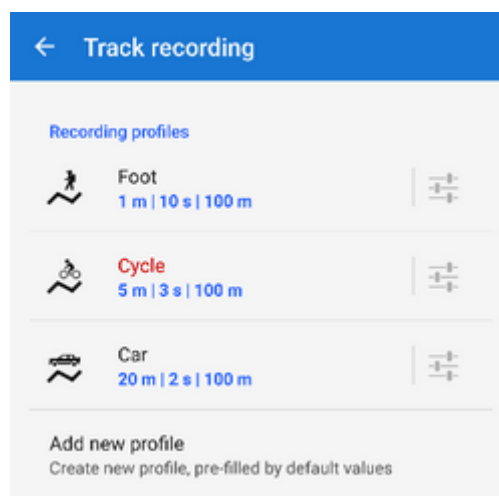






Track Recording Settings

Recording profiles



- **Foot** - pre-defined profile. Frequency of trackpoints: 1m and 10sec. GPS accuracy: 100m. Tap  to [edit the profile](#).
- **Cycle** - pre-defined profile. Frequency of trackpoints: 10m or 5sec. GPS accuracy: 100m. Tap  to [edit the profile](#).

Add new profile

available only in **Locus Map Pro**.

Allows to [define a completely new profile](#) based on default values.



[More about creating and editing recording profiles here >>](#)

Global

Personal information

available only in Locus Map Pro

Add values for calculation of your **energy consumption** during sports activities - sex, age, height and weight

Style of track recording panel

Select between full-featured, dashboard-like sliding side panel or simple compact bottom panel

Automatic start

available only in Locus Map Pro Launches track recording automatically after Locus Map app startup. Useful for detailed mapping of your activities but demanding a lot of data space.

Audio coach

limited use in Locus Map Free

Turns Locus Map into a full-scale sport-tracker. This opens a list of [available audio schemes and their settings >>](#)

Side panel

Panel auto hide

Hides side sliding panel automatically after start/stop of track recording

Number of track monitoring parameters

Defines number of cells in the track recording side panel grid (4 to 12) - cells display values or charts of parameters monitored during track recording

Start with countdown

Starts track recording with a pre-defined countdown from 5 to 30 seconds (0 - without countdown)

From:
<http://docs.locusmap.eu/> - **Locus Map Classic - knowledge base**

Permanent link:
http://docs.locusmap.eu/doku.php?id=manual:user_guide:tracks:recording:settings&rev=1529328128

Last update: **2018/06/18 15:22**

