

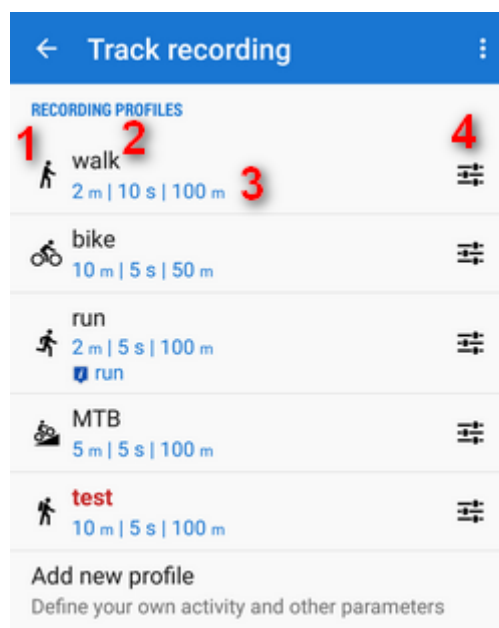


Track Recording Settings

Recording profiles

Locus Map records tracks in various **profiles**. Each profile has particular parameters suitable for **different activities** that can be **set individually**.

Tap the profile name to activate it. Active profile is **highlighted red**.



- **1** - activity icon. Activity is defined when creating the profile. **It cannot be changed later.**
- **2** - name of activity (can be edited)
- **3** - distance and time frequency of recorded trackpoints, maximum allowed GPS deviation
- **4** - [profile settings](#) button

Add new profile

Allows to [define a completely new profile](#) based on default values.





[More about creating and editing recording profiles here >>](#)

Global

Body parameters

Add values for calculation of your **energy consumption** during sports activities:

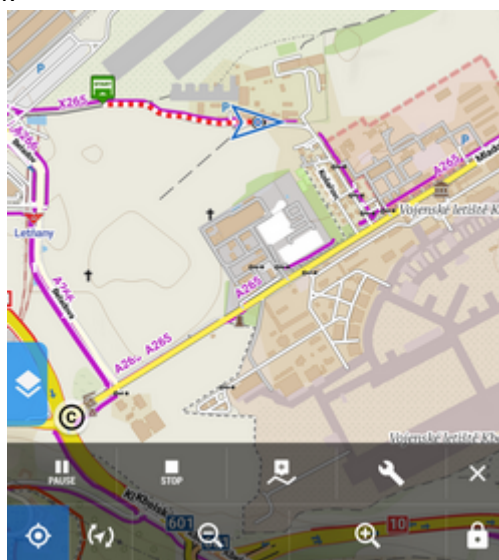
The screenshot shows a mobile application interface for 'Personal details'. The title bar is blue with an information icon on the left and a close icon on the right. Below the title, there are four main sections: 'SEX' with radio buttons for 'Male' (selected) and 'Female'; 'DATE OF BIRTH' with a text input field containing '1 Jan'; 'HEIGHT' with a text input field containing '1.72' and a unit selector 'm'; and 'WEIGHT' with a text input field containing '60.0' and a unit selector 'kg'. At the bottom right, there are two buttons: 'CANCEL' and 'SET'.

Style of track recording panel

Select between full-featured sliding side panel:

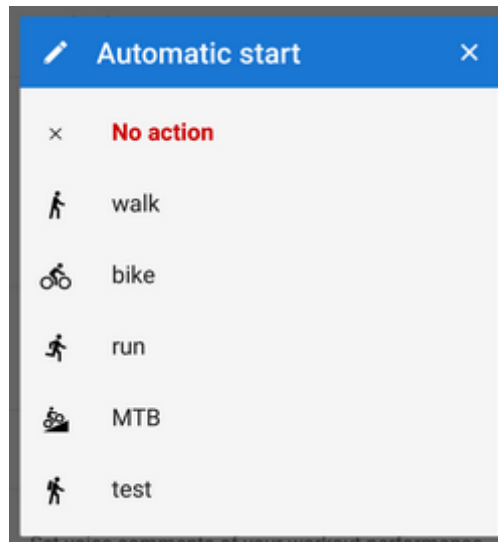


or simple compact bottom panel:



Automatic start

Launches track recording **automatically after Locus Map app startup**. Useful for detailed mapping of your activities but demanding a lot of data space. You can **select profile** in which Locus would start automatic recording:



Audio coach

Turns Locus Map into a full-scale sport-tracker. This opens a list of [available audio schemes and their settings >>](#)

Side panel

Panel auto hide

Hides side sliding panel automatically after start/stop of track recording

Number of track monitoring parameters

Defines number of cells in the track recording side panel grid (4 to 12) - cells display values or charts of parameters monitored during track recording

Start with countdown

Starts track recording with a pre-defined countdown from 5 to 30 seconds (0 - without countdown)

From: <http://docs.locusmap.eu/> - Locus Map Classic - knowledge base

Permanent link: http://docs.locusmap.eu/doku.php?id=manual:user_guide:tracks:recording:settings

Last update: **2022/04/08 16:10**

