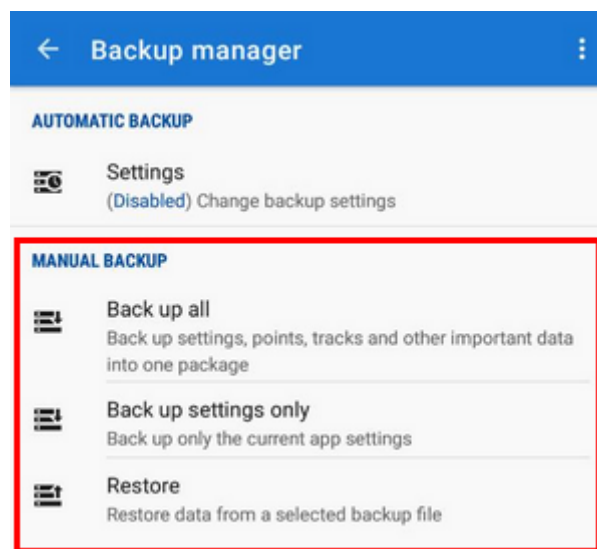


Backup Manager

- Menu > More functions > Backup Manager


The Backup Manager enables **one-time backup of Locus settings, points and tracks** or defines **periodic automatic backups**. Backups can be also **shared** to your favorite **cloud services** and used for **transferring the application data from one device to another**.


Manual Backup



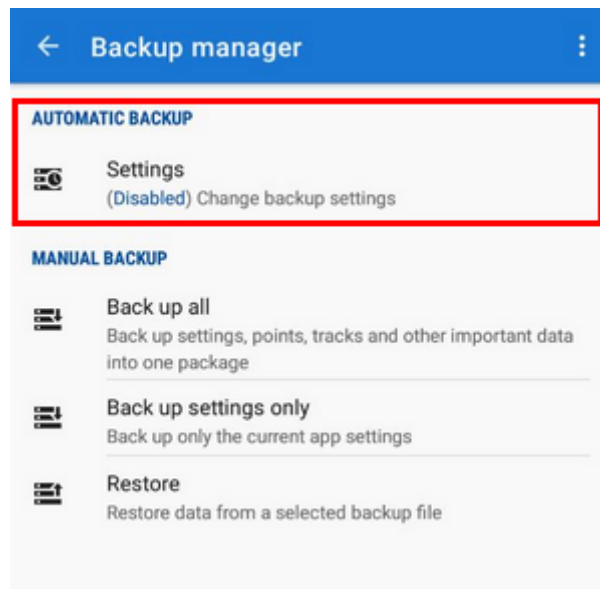
- **Backup all** - enables immediate **one-time backup of all settings, points and tracks** into one package. The **time stamp** is default as the package name but it is possible to change it. By default, the package is stored into *Locus/Backup* directory (it can be changed in *settings > miscellaneous > default directories*).
- **Backup settings only** - creates the settings backup package. Useful if you use various sets of app properties.
- **Restore** - shows content of */Locus/backup/* directory from which you can **select a backup file to restore**. In case of file with all backup you are prompted to select **what content of the package you want to restore**.

Backup sharing

After the backup file is created you can **share** it - **send it to Dropbox**, **email it**, **share it on social networks** etc. Just tap  in the confirmation box:

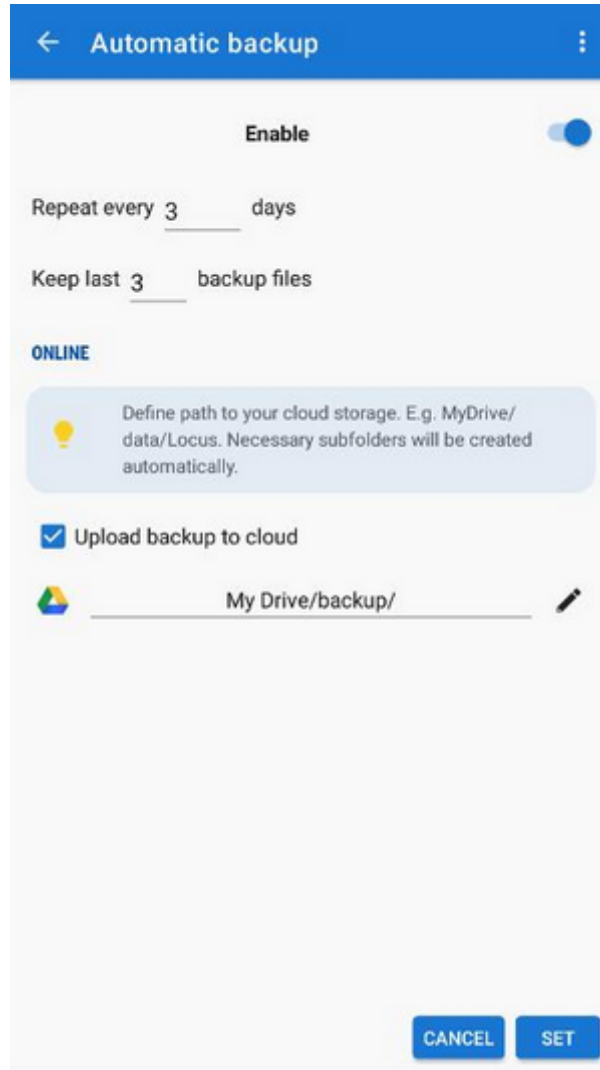


Automatic Backup



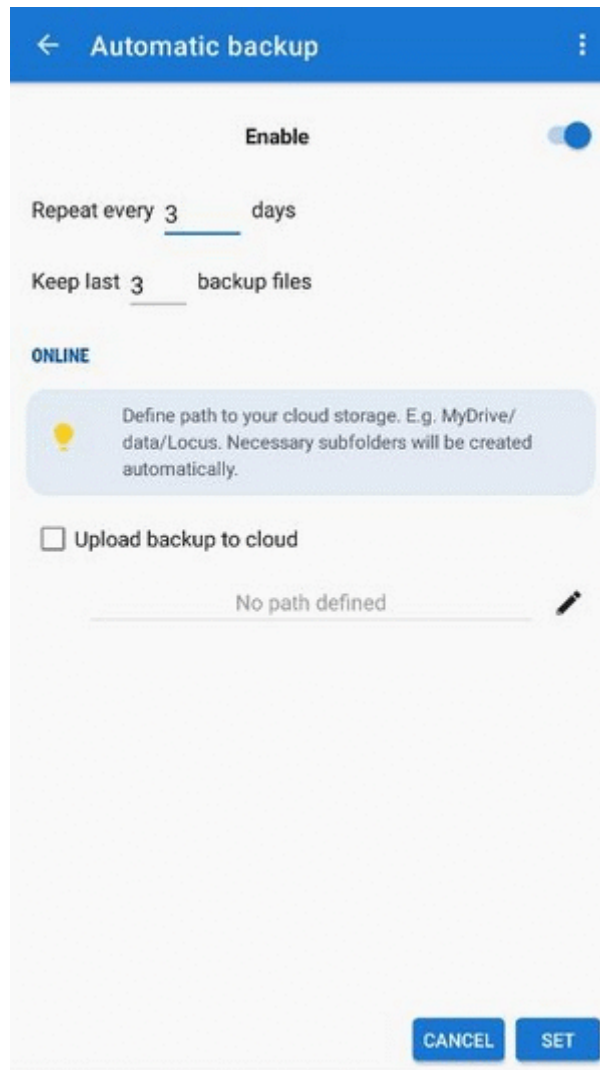
... saves settings, points and tracks periodically to *Locus/backup/auto* directory without user's interference. You can also set automatic backup to **Dropbox or Google Drive**.

1. **Enable** automatic backup
2. Set **date** of the next backup, **repetition frequency**, **number** of stored backups and backup to **cloud**:



Backup to cloud

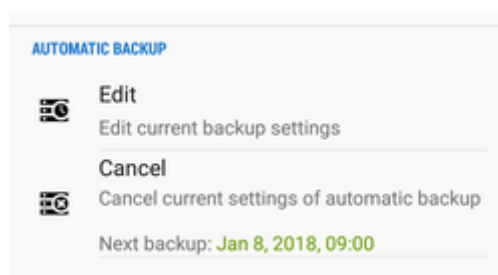
Automatically saves Locus settings, points and tracks to your selected directory at Dropbox or Google Drive. Make sure you have **applications of the services installed on your device**.



- First use of this feature requires login to your cloud service account
- Cloud backup is available only on devices with Android 5.0 and newer

Edit and cancel

When the automatic backup is enabled the menu in the entry dialog offers option to edit its properties or cancel it:



From:

<http://docs.locusmap.eu/> - **Locus Map Classic - knowledge base**

Permanent link:

http://docs.locusmap.eu/doku.php?id=manual:user_guide:tools:backup&rev=1547641928

Last update: **2019/01/16 12:32**

