

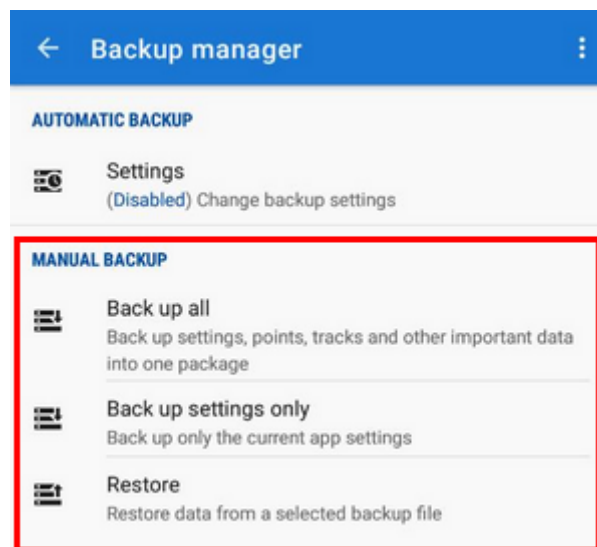
# Backup Manager

## About

- Menu > More functions > Backup Manager


The Backup Manager enables one-time backup of all settings and important data in Locus Map or defines periodic automatic backups. The manager is also useful when [transferring the application from one device to another](#).


## Manual Backup



- **Backup all** - enables immediate one-time backup of all settings, points, tracks and other important data into one package. The **time stamp** is default as the package name but it is possible to change it. The package is stored into *Locus/Backup* directory.
- **Backup settings only** - creates the settings backup package. Useful if you use various properties sets.
- **Restore** - shows the last backup file content - user can select whole package or only a part to recover.

## Backup sharing

After the backup file is created you can share it - **send it to Dropbox, email it, share it on social networks** etc. Just tap  in the confirmation box:



## Automatic Backup

Depending on previous settings there is initial **Enable** option to start the automatic backup or if the automatic backup has been set before, there are **Edit** and **Cancel** options:

- **Next backup** - date and time of the next backup
- **Notification** - check to let yourself be informed about the backup processed
- **Repeat** - repetition settings - frequency and number of stored backup files
- **Set/cancel** - confirms or aborts the action

From:  
<http://docs.locusmap.eu/> - **Locus Map Classic - knowledge base**

Permanent link:  
[http://docs.locusmap.eu/doku.php?id=manual:user\\_guide:tools:backup&rev=1472796212](http://docs.locusmap.eu/doku.php?id=manual:user_guide:tools:backup&rev=1472796212)

Last update: **2016/09/02 08:03**

