



# Quick WWW Bookmark

---

- This feature is available in Locus Map Pro only.

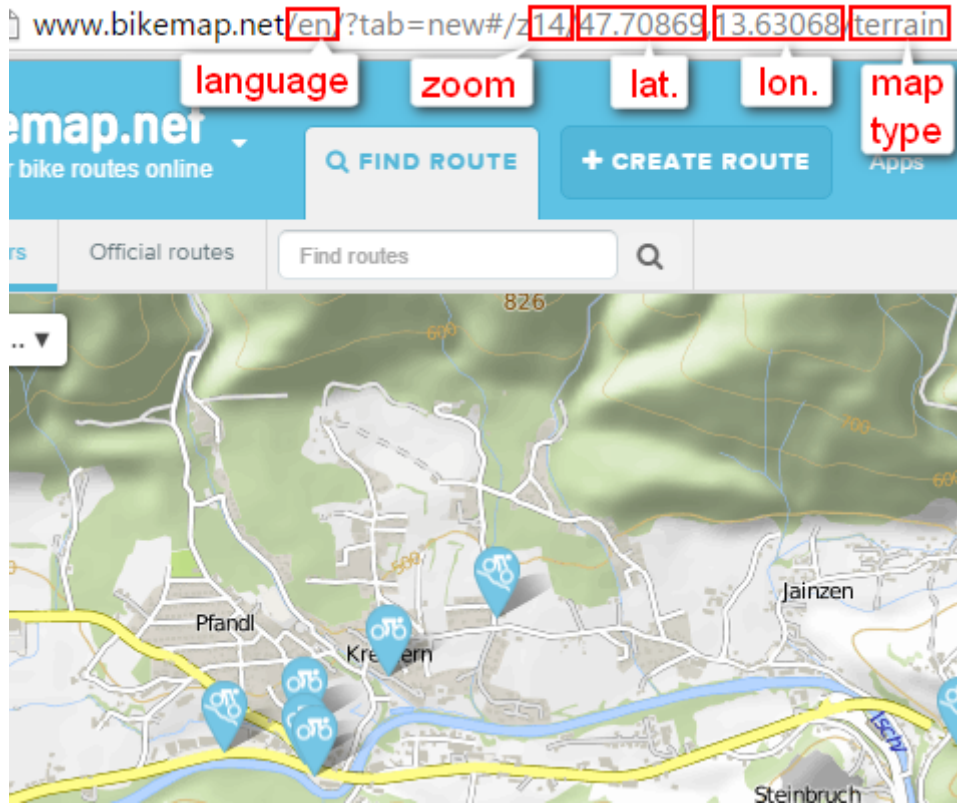
## About

Feature enabling to bookmark a parameter URL of any map website that can transfer you to Locus Map defined location by a single button tap e.g. for downloading tips for trips. The function can be found in the **Menu > More functions** at the bottom.

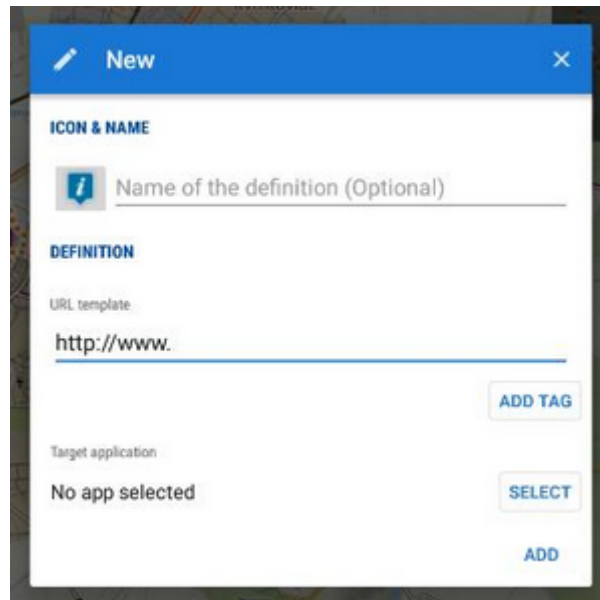
As there are many map websites or servers and each of them uses different structure of their parametrized URL, there is not a single universal instruction how to set up this function. For better understanding what this function is about, we will present a **demo setup** made on a well known track database [Bikemap.net](http://www.bikemap.net)

## Instructions

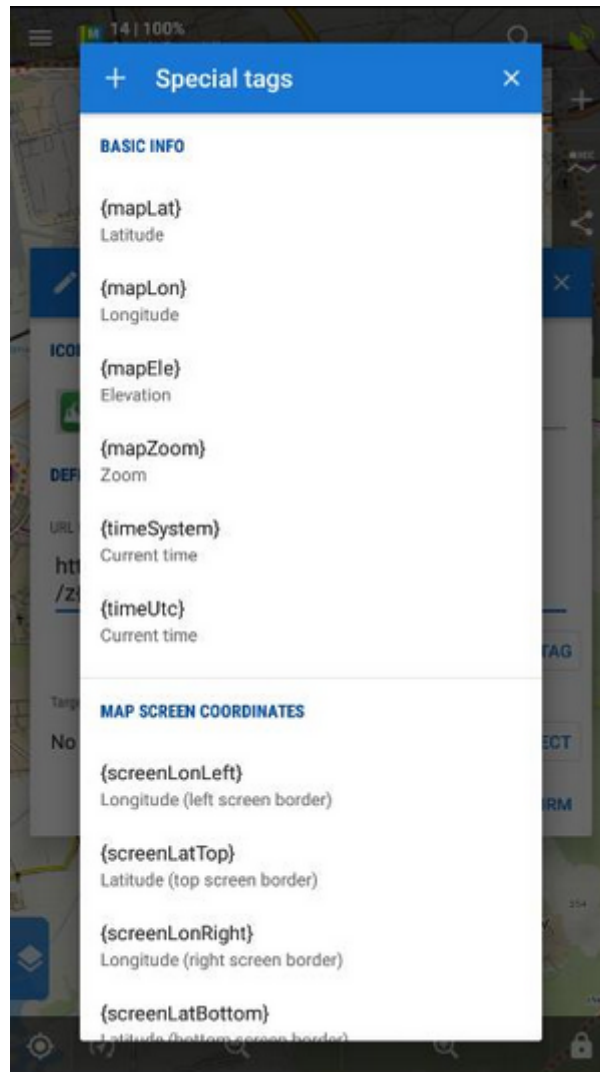
1. have a look at the structure of the website URL that leads to the map display. It consists of the main domain name [www.bikemap.net](http://www.bikemap.net), **language** parameter, **zoom** parameter, **latitude**, **longitude**, **map type** parameter and the rest:



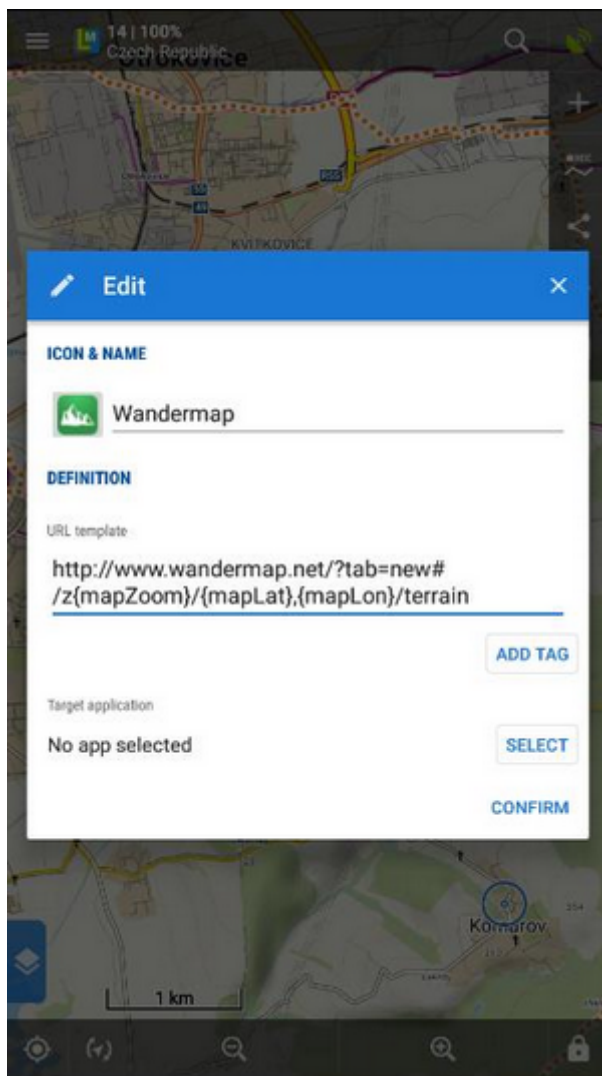
2. go to Locus Map > Menu > More functions > Quick WWW bookmark and tap **+** button to define a **new bookmark**



3. insert the name and compose the **URL template** according to the **website URL**, using **ADD TAG** button for the variables:



the final setup will be like this:

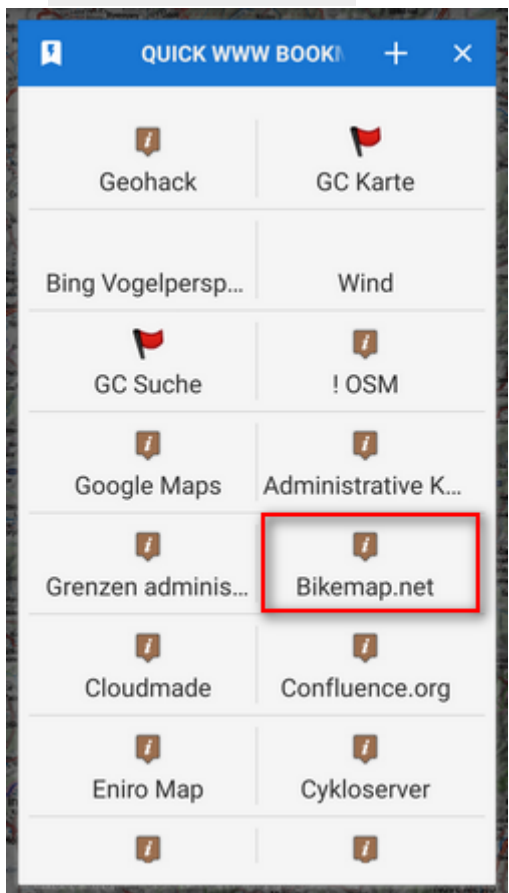


The URL syntax must be preserved or the feature will not work!

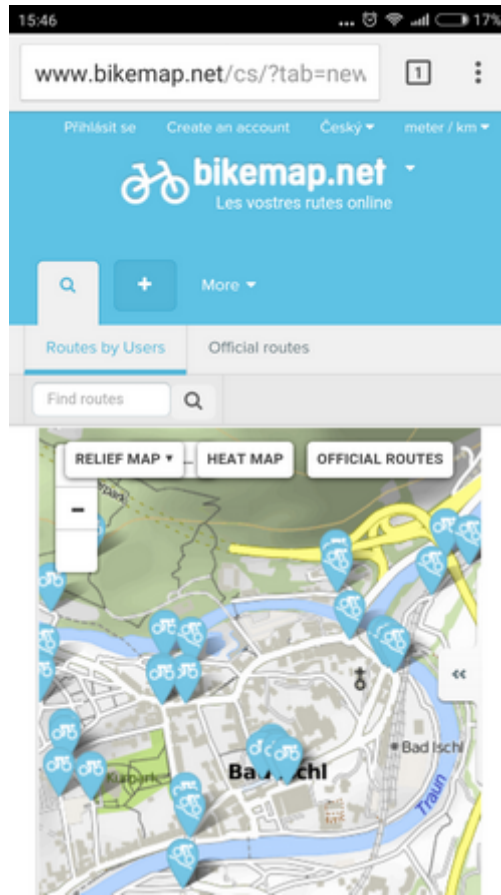
4. **Confirm**
5. adjust the map in Locus Map at your desired location



6. tap **Quick WWW Bookmark** in Menu > More functions and select the **Bikemap bookmark**



7. a web browser window opens with [Bikemap.net](http://Bikemap.net) positioned at your location:



From: <http://docs.locusmap.eu/> - Locus Map Classic - knowledge base

Permanent link: [http://docs.locusmap.eu/doku.php?id=manual:user\\_guide:functions:quick\\_bookmark&rev=1446819506](http://docs.locusmap.eu/doku.php?id=manual:user_guide:functions:quick_bookmark&rev=1446819506)

Last update: 2015/11/06 14:18

